

Grinder trouble here's who to call:

Call Wascon first, then let your HOA know

LaurenYoung@fieldstonerp.com (HOA)



WASCON
SALES and SERVICE

If Alarm Sounds
Push the silence button. Stop all use of water.
Wait 15 minutes. If alarm light stays on, call
(912) 275-8663 or **(800) 952-4236**



WASCON
SALES and SERVICE

BARRY PADGETT
GEORGIA SALES/SERVICE
404-956-6612
BARRYP@WASCONINC.COM

eone
SEWER SYSTEMS
1011 N TENNESSEE ST
CARTERSVILLE, GA
470-315-4049


WWW.WASCONINC.COM

910 E MAIN ST
LIVINGSTON, TN
931-823-1388

The Pressure Sewer System **Owners Guide**



Environment One Corporation
A Precision Castparts Company



The Pressure Sewer System

Using the System

What to do if the alarm sounds

Troubleshooting

On your property

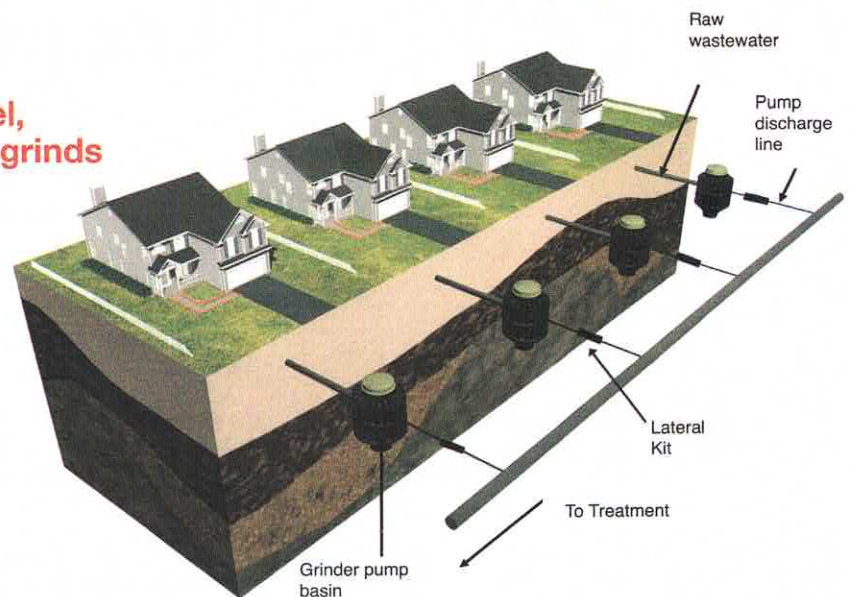
Using the System

There are a few things you need to know to ensure the system runs smoothly.

The system operates like a normal sewer system, taking waste liquids from your toilet, sink, shower, bath, dishwasher and washing machine and transferring it to the sewer system or treatment plant.

*To avoid blockages and damage to the pump, the following items should **NOT** be placed into any sewer system:*

- Glass
- Metal
- Abrasive materials including gravel, sand, aquarium stone, and coffee grinds
- Seafood shells
- Socks, rags or cloths
- Plastic
- Sanitary napkins or tampons
- Disposable diapers
- Kitty litter
- Explosives
- Flammable materials
- Lubricating oil, grease, paint, large amounts of cooking oil
- Strong chemicals
- Gasoline or diesel
- Stormwater runoff
- Personal wipes (and other products marked "flushable")



Using the System

What to do if the alarm sounds

Troubleshooting

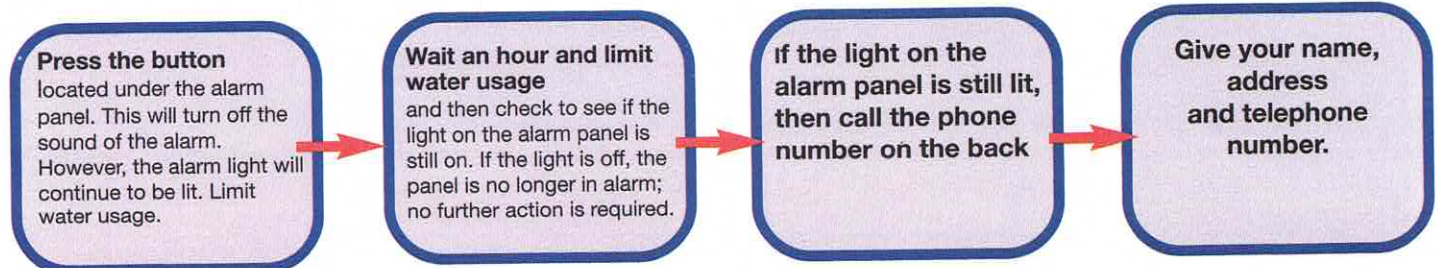
On your property

What to do if the alarm sounds

Turn off the sound of the alarm by pressing the silence button underneath the alarm panel. **Limit water usage.**

If the alarm light is still active after an hour, then call the phone number located on the back of this pamphlet. If the alarm sounded and the system subsequently cleared itself, you should consider what caused this to happen.

If you notice any irregularity with the unit, such as the alarm sounding frequently, then contact the phone number located on the back of this pamphlet.



DO NOT ATTEMPT TO REPAIR THE UNIT YOURSELF

What to do if the alarm sounds

Troubleshooting

On your property

The system is damaged and/or needs repair

- If the alarm sounds, follow the alarm procedure on the previous page.
- If it is a water supply pipe, **turn off your water supply and contact a plumber for repair.**

Odors coming from the grinder pump station?

- When operating normally, there should be no noticeable odors coming from the unit. If there are odors, the unit may need flushing. Run clean water down your kitchen, laundry or bathroom sink for about 10 minutes. **If odors persist, call the phone number located on the back of this pamphlet.**

You notice wet spots around the pumping unit or the discharge pipe?

- The pumping unit and discharge pipe are totally sealed. If you notice wet spots around the unit or pipe and there has not been any recent rain, **call the phone number located on the back of this pamphlet.**

The alarm keeps going off when it rains?


- It means rainwater may be getting into your system and overloading it. **Contact your plumber to investigate.**

The neighbor's alarm goes off and they are away?

- **Call the phone number located on the back of this pamphlet immediately and report the problem.** Do not investigate the problem yourself.

There is a power failure?

- If there is a power failure, reduce water use where possible. The alarm may activate until the unit clears itself. If the alarm remains on for over an hour after the power has been restored, **call the phone number located on the back of this pamphlet.**




Be aware ...

- *Do not touch the valves*
- *Do not turn off the power to the pump*
- *Do not block the vent on the pump station*
- *Do not cover the pump station lid*

Contact E/One or your local distributor if you are making modifications to your home which may affect the system, such as installing a spa or swimming pool or extending the house over or near the unit or discharge pipe.

Ensure access is available to the pump station at all times. Keep plant growth and other debris away from the unit.



If you go on vacation for a length of time, flush the system before you go away. Run clean water into the unit until the pump activates. Turn off the water and allow the grinder pump to run until it shuts off automatically. If you have a duplex unit (two pumps), special attention must be taken to ensure that both pumps turn on when water is added to the tank.

Take care when **digging in the yard near the pump station** or the discharge pipe. If you do accidentally break any pipeline, call the phone number located on the back of this pamphlet immediately and minimize use of water in the house. Do not attempt to repair the system yourself. You will be responsible for the cost of these repairs.

If you have a pool or want to install a pool or spa, **contact your local distributor for further information.**

If you require further information about the pressure sewer system ...

Call E/One's Service Link (USA only) at
1-866-539-9803 to find a service provider
if one is not listed below.



Environment One Corporation
A Precision Castparts Company

2773 Balltown Road, Niskayuna, NY 12309-1090
Voice 518.346.6161
Fax 518.346.6188 www.eone.com

